

# EMERGING IMPACT BOND FUND (EIBF)

INVESTING IN INCLUSIVE DEVELOPMENT

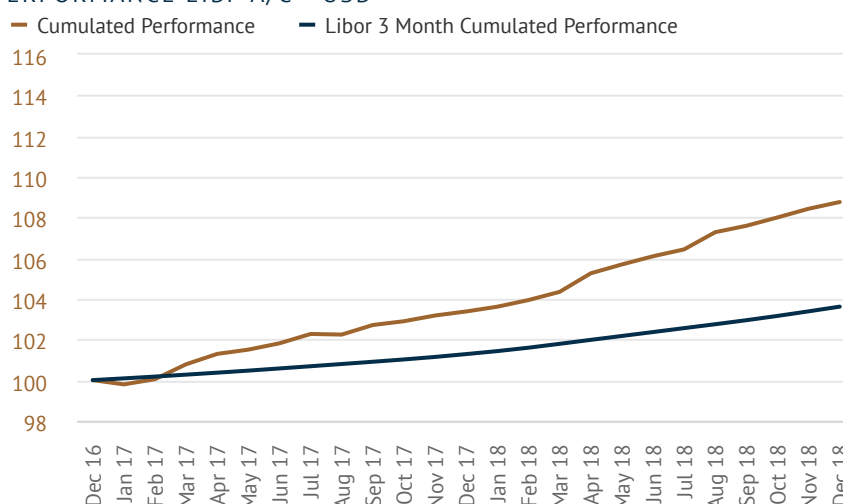
## MANAGER'S COMMENT

The Fund recorded a net return of 0.31% in the A/C share class in December 2018, thereby achieving an annualized net return for 2018 of 5.21%. At the end of the year, the Net Asset Value stood at USD 11.3 million with the total invested portfolio at USD 10.5 million. The Fund has current investments in 32 direct investees across 26 countries covering all seven regions, thus maintaining its broad diversification. During the month of December, three new investments were made in Peru, Panama and China for a total of USD 0.8m. Through its portfolio, the Fund finances approximately 7,400 end clients, 42% of which are women and 33% of which live in rural areas.

## MARKET COMMENT

The year ended with strong funding demand from all regions, confirming once again the seasonality of the microfinance and SME funding needs. China, a country recently added to the Fund's portfolio, has high growth potential in the SME segment as its low-end SME segment is poorly attended in secondary cities with low levels of indebtedness. Informal credit channels are common amongst rural households due to the lack of presence of formal financial institutions. Rural households tend to borrow from relatives, friends, neighbors and other non-regulated financial channels. Sensing the enormous opportunities available in serving rural unbanked households, internet finance companies are also entering the market. With respect to regulation, the government is taking steps to promote inclusive finance and encourage participation of financial inclusion. For instance, it has provided interest free loans to absorb some of the risk in lending to poor people and lowered the requirements for setting up rural financial institutions to support commercial bank's lending to SMEs, agriculture, rural areas and farmers. Total outstanding loans from all financial service companies to MSMEs saw around 13% YOY growth in 2018, well illustrating the market potential.

## PERFORMANCE EIBF A/C - USD



## HISTORICAL NET PERFORMANCE (%)

	Jan	Feb	Mar	Apr	May	Jun	Jul	Aug	Sep	Oct	Nov	Dec	YTD
<b>2018</b>	0.23	0.32	0.39	0.87	0.41	0.38	0.32	0.79	0.29	0.38	0.40	0.31	<b>5.21</b>
<b>2017</b>	-0.09	0.26	0.73	0.51	0.21	0.31	0.45	-0.03	0.46	0.18	0.27	0.19	<b>3.50</b>
<b>2016</b>	-	-	-	-	-	-	-	-	-	-	-	-0.12	<b>-0.12</b>

## SHARE CLASS PERF.

	A/C - USD
Share Value	1 087.57
Monthly	0.31%
Year-to-date	5.21%
Annualized *	4.11%
Since Inception	8.76%
Best Month	0.87%
Worst Month	-0.12%

\* Since inception

## FUND STATISTICS

Sharpe Ratio	2.54
Annualized Volatility	0.93%
Modified Duration	1.39
3-month US Libor Rate	2.81%

## FUND FACTS

Net Asset Value	USDm 11.3
Investment Portfolio	USDm 10.5
Cash & Liquidities	USDm 0.7
Average Investment	USDm 0.3
Weighted Asset Maturity	19.3 months
Number of Countries	26
Number of Investees	32

## LARGEST INVESTEES

	NAV
Sovereign Bond Slovenia, Sloven.	4.58%
Improsa, Costa Rica	4.42%
Banco Continental, Paraguay	4.42%
Promerica SAL, El Salvador	4.42%
TCF, Namibia	4.40%

## IMPACT MEASUREMENT\*

### THEMES

Microfinance	31.2%
SME finance	28.4%
Housing finance	8.9%
Household finance	7.1%
Other	24.5%

### SECTORS

Agriculture	20.2%
Production	6.3%
Trade	18.2%
Services	11.0%
Other	44.4%

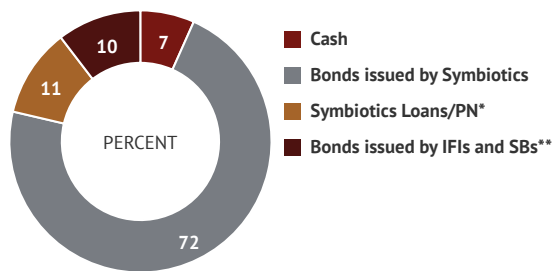
### KEY INDICATORS

**7,477** clients (est.)  
**42%** women  
**33%** rural  
**17,905** average financing size (USD)

\* Excluding bonds issued by International Financial Institutions (IFIs) and Sovereign Bonds.

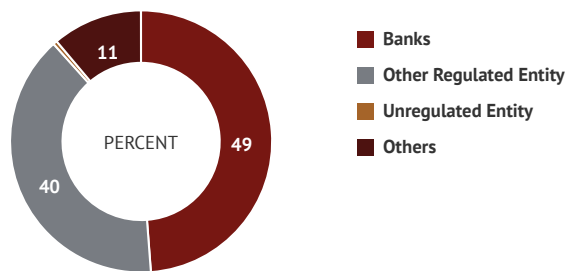
FUND COMPOSITION

ASSET CLASS



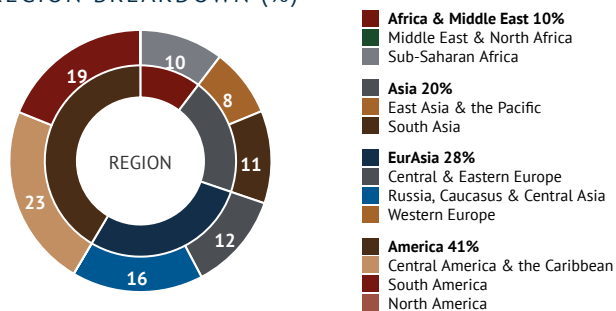
\* Promissory Notes  
\*\* Sovereign Bonds

INVESTEES TYPE

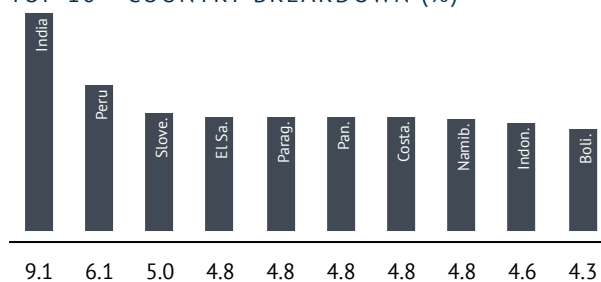


PORTFOLIO ANALYSIS

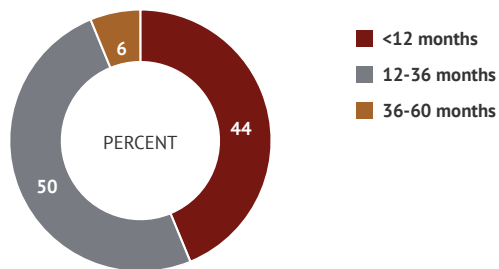
REGION BREAKDOWN (%)



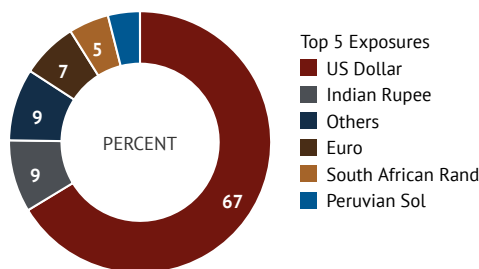
TOP 10 - COUNTRY BREAKDOWN (%)



REMAINING MATURITY BREAKDOWN



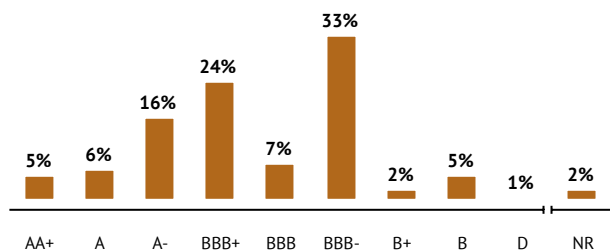
CURRENCY BREAKDOWN \*



\*All local currency investments are hedged.

CREDIT RISK BREAKDOWN

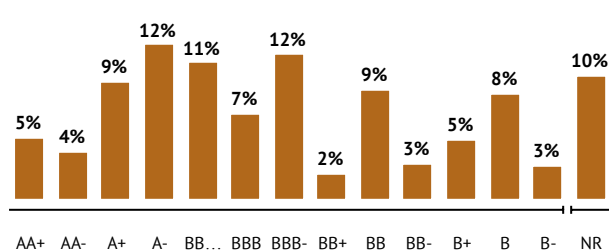
Current Portfolio Credit Risk: **BBB+**



Source: Internal Symbiotics Methodology.

COUNTRY RISK BREAKDOWN

Current Portfolio Country Risk: **BBB**



LEGAL DISCLAIMER

The fund is domiciled in Luxembourg and has not been approved for distribution to non-qualified investors in or from Switzerland by the Swiss Financial Market Supervisory Authority (FINMA) pursuant to the Swiss Collective Investment Schemes Act of 23 June 2006 (the "CISA") and its implementing regulations. Accordingly, the fund offered hereby may only be offered and this document may only be distributed in or from Switzerland to qualified investors (as such term is defined in the CISA and its implementing regulations). This document and any other materials relating to the fund may only be used by those qualified investors to whom it has been handed out in connection with the offer described herein. It may not be copied, used by, distributed or made available to any other person. Past performance should not be taken as an indication or guarantee of future performance and no representation or warranty, expressed or implied, is made by Symbiotics SA regarding future performance. The performance data do not take account of the commissions and costs incurred on the issue and redemption of units. CACEIS Bank, Paris, succursale de Nyon/ Suisse, whose registered office is at Route de Signy 35, CH-1260 Nyon, Switzerland acts as the Swiss Representative Agent and the Swiss Paying Agent of the fund (the "Representative"). Only the latest version of the fund's prospectus, regulations and annual reports may be relied upon as fund the basis for investment decisions. These documents are available free of charges at the Representative's offices. The place of jurisdiction of the Representative is Switzerland. Symbiotics SA, Rue de la Synagogue 31, 1204 Geneva, Switzerland; Phone: +41 (0)22 338 15 40; www.symbioticsgroup.com; info@symbioticsgroup.com | Factsheet #565

Past performance should not be taken as an indication or guarantee of future performance and no representation or warranty, expressed or implied, is made by Symbiotics SA regarding future performance. The performance data do not take account of the commissions and costs incurred on the issue and redemption of units.