

# EMERGING IMPACT BOND FUND (EIBF)

INVESTING IN INCLUSIVE DEVELOPMENT

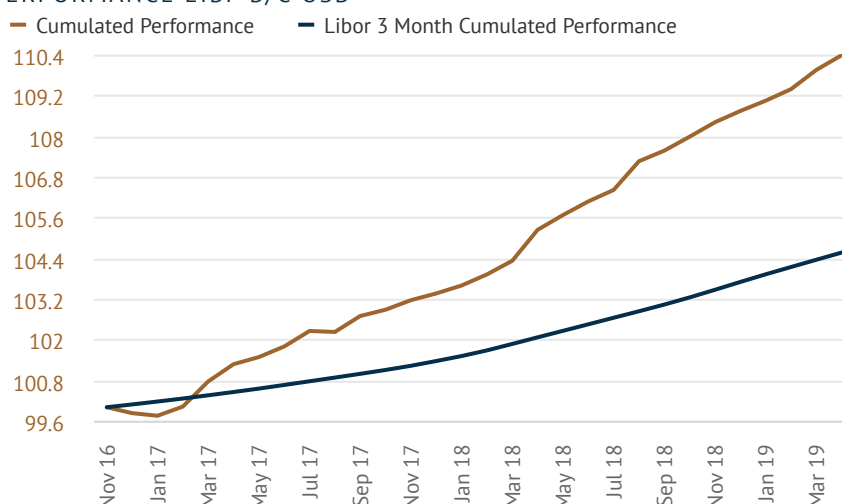
## MANAGER'S COMMENT

The Fund recorded a net return of 0.40% in the B/C share class in April 2019. One new investment was made in the Sovereign Bond of Mexico during the month. At the end of the month, the total investment portfolio stood at USD 10.2 million invested in 32 direct investees across 25 countries covering all seven regions, thus maintaining its broad diversification. The total fund size at the end of the month stood at USD 11.4 million. Through its portfolio, the Fund finances approximately 6,600 end clients, 41% of which are women and 39% of which live in rural areas.

## MARKET COMMENT

The Global Findex database is the world's most comprehensive data set on how adults save, borrow, make payments, and manage risk. According to the latest Global Findex database published by the World Bank, globally, about 1.7 billion adults remain unbanked – without an account at a financial institution or through a mobile money provider. The report highlights that nearly half of the unbanked live in just seven economies (China, India, Pakistan, Indonesia, Nigeria, Mexico, and Bangladesh) with the percentage of unbanked women higher than that for men universally. It also shows how mobile phones and the internet have created a new path in providing financial services. In Sub-Saharan Africa, simple mobile phones have facilitated the spread of mobile money accounts. Similar services are coming up in other parts of the developing world. Such services have created new opportunities to better serve women, poor people, and other groups traditionally excluded from the formal financial system. However, appropriate regulations and consumer protection safeguards need to be put in place to protect its users.

## PERFORMANCE EIBF B/C USD



## HISTORICAL NET PERFORMANCE (%)

	Jan	Feb	Mar	Apr	May	Jun	Jul	Aug	Sep	Oct	Nov	Dec	YTD
<b>2019</b>	0.28	0.31	0.52	0.40	-	-	-	-	-	-	-	-	<b>1.51</b>
<b>2018</b>	0.23	0.32	0.39	0.88	0.41	0.38	0.32	0.80	0.29	0.38	0.39	0.31	<b>5.21</b>
<b>2017</b>	-0.08	0.27	0.74	0.51	0.21	0.31	0.45	-0.03	0.46	0.18	0.27	0.19	<b>3.54</b>

## SHARE CLASS PERF.

	B/C USD
Share Value	1 103.85
Monthly	0.40%
Year-to-date	1.51%
Annualized *	4.03%
Since Inception	10.38%
Best Month	0.88%
Worst Month	-0.23%

\* Since inception

## FUND STATISTICS

Sharpe Ratio	2.45
Annualized Volatility	0.88%
Modified Duration	1.21
3-month US Libor Rate	2.58%

## FUND FACTS

Net Asset Value	USDm 11.4
Investment Portfolio	USDm 10.2
Cash & Liquidities	USDm 1.1
Average Investment	USDm 0.3
Weighted Asset Maturity	15.4 months
Number of Countries	25
Number of Investees	32

## LARGEST INVESTEES

	NAV
Improsa, Costa Rica	4.39%
Banco Continental, Paraguay	4.39%
Promerica SAL, El Salvador	4.39%
TCF, Namibia	4.39%
Madura, India	4.17%

## IMPACT MEASUREMENT\*

### THEMES

Microfinance	31.5%
SME finance	27.6%
Housing finance	9.0%
Household finance	6.9%
Other	25.0%

### SECTORS

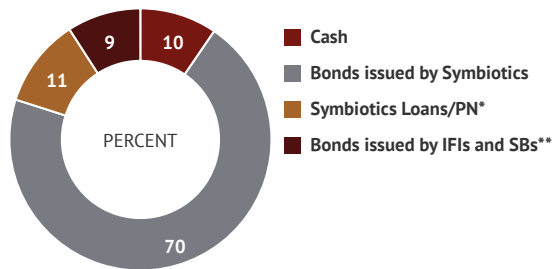
Agriculture	19.7%
Production	5.9%
Trade	17.3%
Services	11.8%
Other	45.3%

### KEY INDICATORS

**6,648** clients (est.)  
**41%** women  
**39%** rural  
**13,625** average financing size (USD)

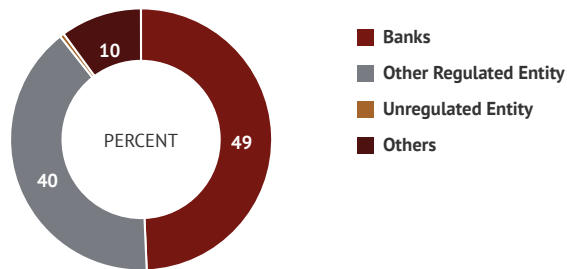
FUND COMPOSITION

ASSET CLASS



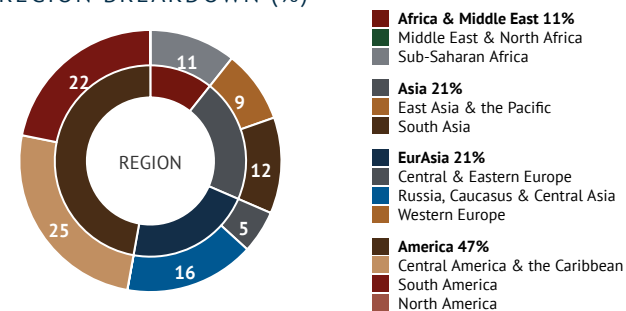
\* Promissory Notes  
 \*\* Sovereign Bonds

INVESTEY TYPE

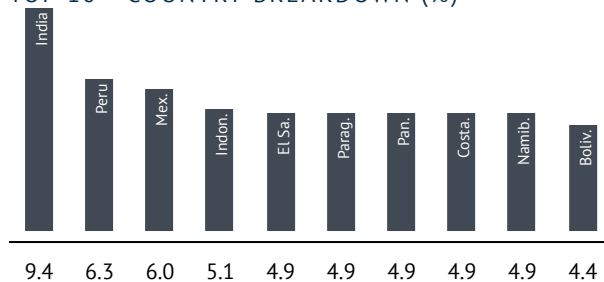


PORTFOLIO ANALYSIS

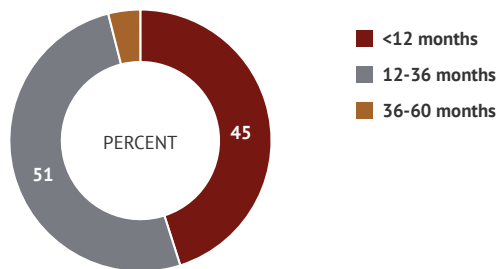
REGION BREAKDOWN (%)



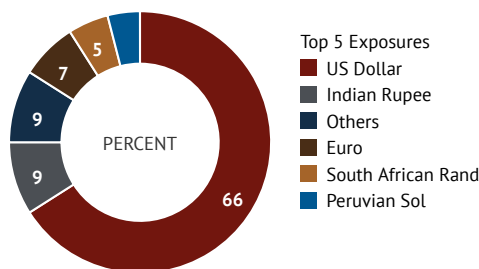
TOP 10 - COUNTRY BREAKDOWN (%)



REMAINING MATURITY BREAKDOWN



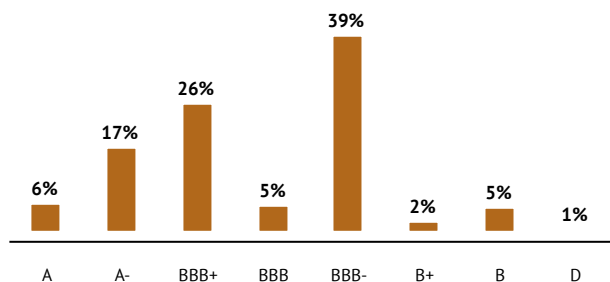
CURRENCY BREAKDOWN \*



\*All local currency investments are hedged.

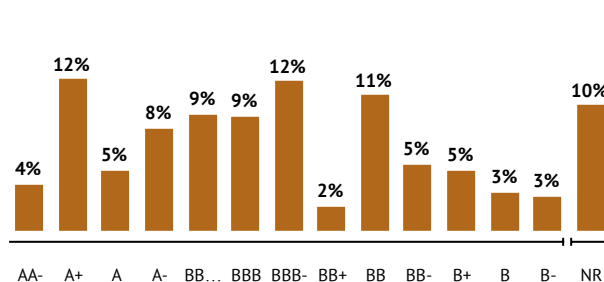
CREDIT RISK BREAKDOWN

Current Portfolio Credit Risk: **BBB**



COUNTRY RISK BREAKDOWN

Current Portfolio Country Risk: **BBB**



Source: Internal Symbiotics Methodology.

LEGAL DISCLAIMER

The fund is domiciled in Luxembourg and has not been approved for distribution to non-qualified investors in or from Switzerland by the Swiss Financial Market Supervisory Authority (FINMA) pursuant to the Swiss Collective Investment Schemes Act of 23 June 2006 (the "CISA") and its implementing regulations. Accordingly, the fund offered hereby may only be offered and this document may only be distributed in or from Switzerland to qualified investors (as such term is defined in the CISA and its implementing regulations). This document and any other materials relating to the fund may only be used by those qualified investors to whom it has been handed out in connection with the offer described herein. It may not be copied, used by, distributed or made available to any other person. Past performance should not be taken as an indication or guarantee of future performance and no representation or warranty, expressed or implied, is made by Symbiotics SA regarding future performance. The performance data do not take account of the commissions and costs incurred on the issue and redemption of units. CACEIS Bank, Paris, succursale de Nyon/ Suisse, whose registered office is at Route de Signy 35, CH-1260 Nyon, Switzerland acts as the Swiss Representative Agent and the Swiss Paying Agent of the fund (the "Representative"). Only the latest version of the fund's prospectus, regulations and annual reports may be relied upon as fund the basis for investment decisions. These documents are available free of charges at the Representative's offices. The place of jurisdiction of the Representative is Switzerland. Symbiotics SA, Rue de la Synagogue 31, 1204 Geneva, Switzerland; Phone: +41 (0)22 338 15 40; www.symbioticsgroup.com; info@symbioticsgroup.com | Factsheet #591

Past performance should not be taken as an indication or guarantee of future performance and no representation or warranty, expressed or implied, is made by Symbiotics SA regarding future performance. The performance data do not take account of the commissions and costs incurred on the issue and redemption of units.