

# EMERGING SUSTAINABLE FUNDS

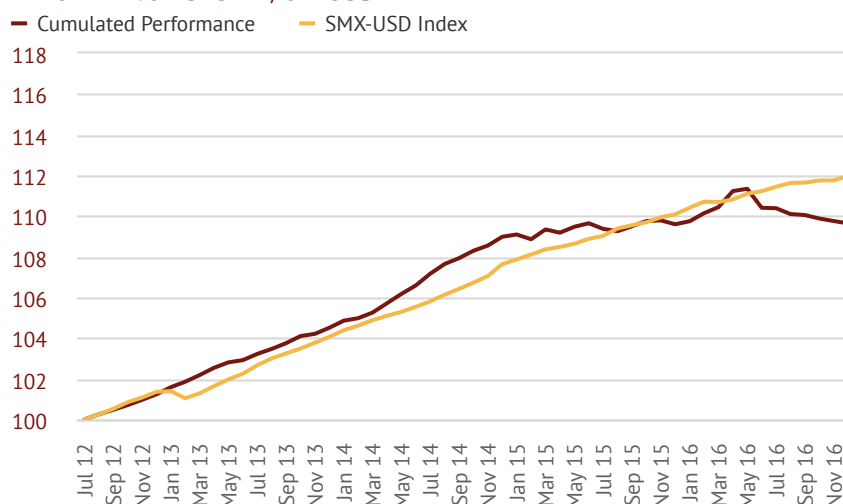
## SYMBIOTICS SICAV - SIF

YOUR MULTI-STRATEGY GATEWAY TO IMPACT INVESTING

### MANAGER'S COMMENT

In the last month of 2016 the AC-USD share class recorded a modest negative return of -11 bps, primarily driven by provisions on certain positions at the sub-fund level. The fixed income portfolio not exposed to currency risk had a positive performance for the month, with two of the four underlying funds showing a positive performance. The high yield portfolio consisting of one fund was negative due to provisioning on investments in Sub-Saharan Africa. The equity portfolio targeting Sub-Saharan listed companies recorded a strong positive return for the month, as African markets recovered part of the losses suffered late last year following the US presidential election and growing global trade concerns. Through its six underlying investments, the Fund provides financing to micro, small and medium enterprises in emerging and frontier markets and has so far helped create approximately 78,000 jobs in 49 countries. End-borrowers financed through the Fund are active mostly in trade (27%) and agriculture (17%).

### PERFORMANCE SESF A/C - USD



### HISTORICAL NET PERFORMANCE (%)

	Jan	Feb	Mar	Apr	May	Jun	Jul	Aug	Sep	Oct	Nov	Dec	YTD
<b>2016</b>	0.14	0.36	0.27	0.71	0.10	-0.84	-0.02	-0.26	-0.04	-0.16	-0.11	-0.11	<b>0.04</b>
<b>2015</b>	0.10	-0.21	0.44	-0.15	0.27	0.16	-0.25	-0.10	0.22	0.24	0.03	-0.17	<b>0.56</b>
<b>2014</b>	0.33	0.12	0.26	0.44	0.43	0.39	0.54	0.45	0.27	0.34	0.23	0.40	<b>4.28</b>
<b>2013</b>	0.35	0.26	0.32	0.35	0.26	0.11	0.30	0.24	0.27	0.34	0.11	0.29	<b>3.23</b>
<b>2012</b>	-	-	-	-	-	-	-0.02	0.25	0.22	0.23	0.26	0.27	<b>1.21</b>

SHARE CLASS PERF.	A/C - USD
Share Value	1 096.15
Monthly	-0.11%
Year-to-date	0.04%
Annualized	2.06%
Since Inception	9.62%
Best Month	0.71%
Worst Month	-0.84%
Annualized Volatility	0.88%

FUND FACTS	
Net Asset Value	USDm 26.1
Investment Portfolio	USDm 24.4
Cash & Liquidities	USDm 0.6
Average Investment	USDm 4.0
Number of Funds	6
Number of Countries	49
Number of Institutions	162
Total Underlying Assets	USDm 581.9

PORTFOLIO BREAKDOWN	NAV
Emerging Impact Bond	33.9%
Enabling Microfinance	23.6%
High Yield Frontier Impact	18.4%
Finethic Microfinance	10.8%
Small Enterprise Impact Investing	4.2%
Emerging Sustainable Africa	2.0%

### IMPACT MEASUREMENT

#### THEMES

Microfinance	47.6%
SME finance	12.8%
Housing finance	4.0%
Household finance	25.1%
Other	8.1%

#### SECTORS

Agriculture	16.9%
Production	5.8%
Trade	27.1%
Services	13.7%
Other	34.1%

#### KEY INDICATORS

**78,360** jobs (est.)

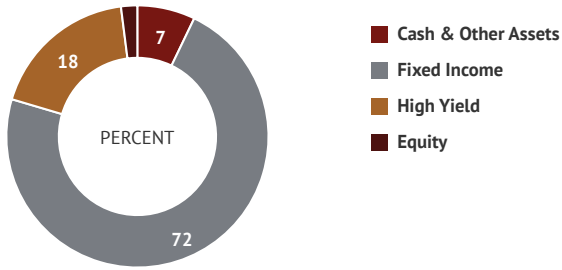
**50%** women

**44%** rural


**1,046** average financing size (USD)

FUND COMPOSITION

ASSET CLASS

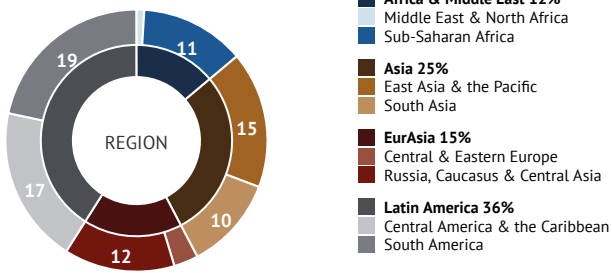


INVESTEES TYPE

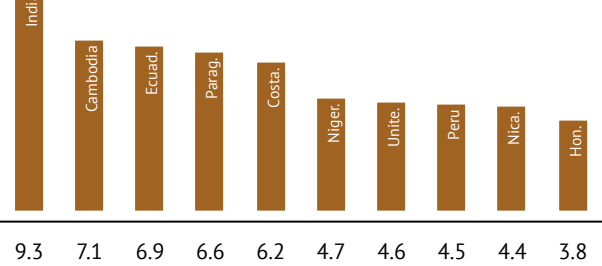


PORTFOLIO ANALYSIS

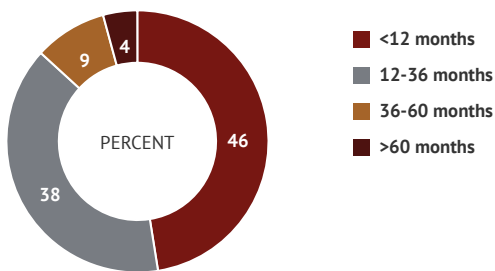
REGION BREAKDOWN (%)



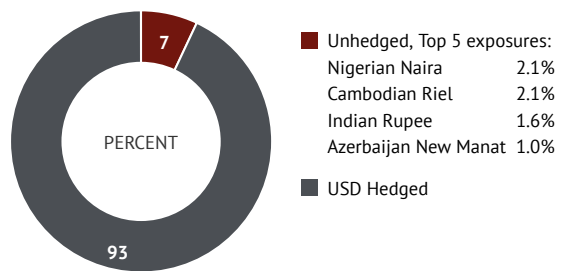
TOP 10 - COUNTRY BREAKDOWN (%)



REMAINING MATURITY BREAKDOWN

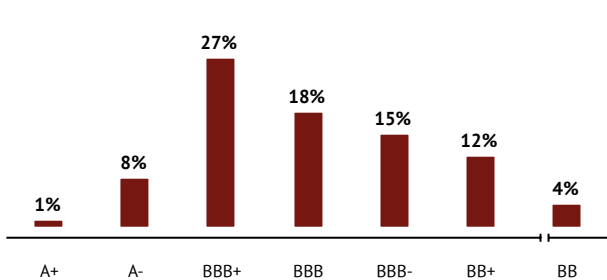


CURRENCY BREAKDOWN



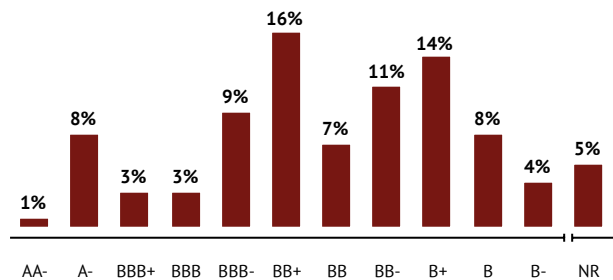
CREDIT RISK BREAKDOWN

Current Portfolio Credit Risk: **BBB**



COUNTRY RISK BREAKDOWN

Current Portfolio Country Risk: **BB**



Source: Internal Symbiotics Methodology.

LEGAL DISCLAIMER

The fund is domiciled in Luxembourg and has not been approved for distribution to non qualified investors in or from Switzerland by the Swiss Financial Market Supervisory Authority (FINMA) pursuant to the Swiss Collective Investment Schemes Act of 23 June 2006 (the "CISA") and its implementing regulations. Accordingly, the fund offered hereby may only be offered and this document may only be distributed in or from Switzerland to qualified investors (as such term is defined in the CISA and its implementing regulations). This document and any other materials relating to the fund may only be used by those qualified investors to whom it has been handed out in connection with the offer described herein. It may not be copied, used by, distributed or made available to any other person. Past performance should not be taken as an indication or guarantee of future performance and no representation or warranty, expressed or implied, is made by Symbiotics SA regarding future performance. The performance data do not take account of the commissions and costs incurred on the issue and redemption of units. CACEIS (Switzerland) SA, whose registered office is at Route de Signy 35, 1260 Nyon, Switzerland acts as the Swiss Representative Agent (the "Representative") of the fund. CACEIS Bank Luxembourg, Luxembourg, succursale de Nyon whose registered office is at 35, Route de Signy, CH-1260 Nyon acts as the Swiss Paying Agent of the fund. Only the latest version of the fund's prospectus, regulations and annual reports may be relied upon as the basis for investment decisions. These documents are available free of charges at the Representative's offices. The place of jurisdiction of the Representative is Switzerland. Symbiotics SA, Rue de la Synagogue 31, 1204 Geneva, Switzerland; Phone: +41 (0)22 338 15 40; symbioticsgroup.com; [1]info@symbioticsgroup.com | Factsheet #323